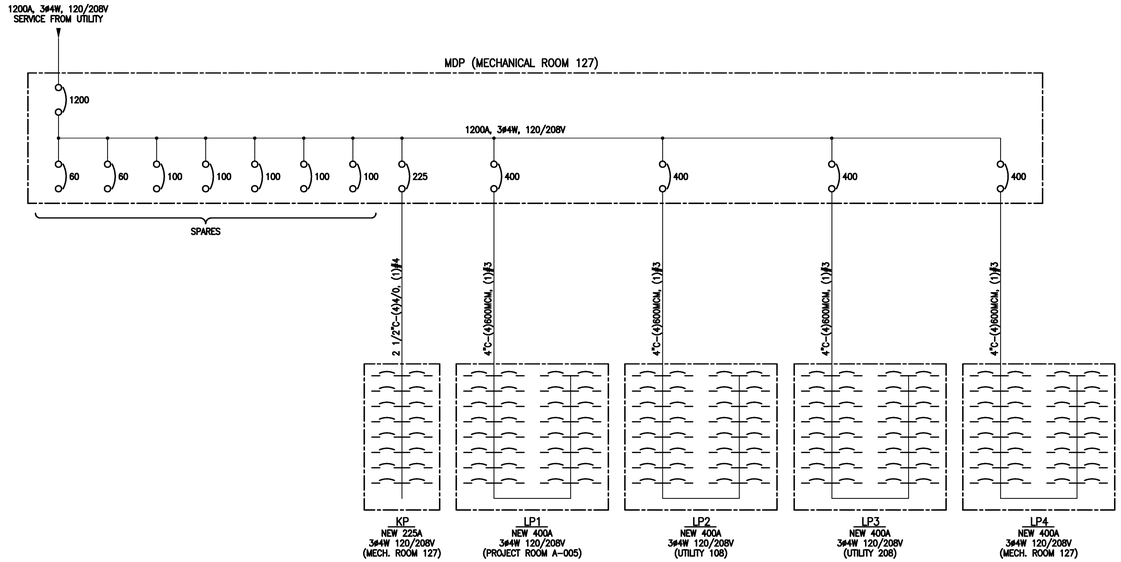

ONE-LINE DIAGRAM

FIXTURE SCHEDULE

FIXTURE	DESCRIPTION	VOLTAGE	DESCRIPTION	LOAD	REMARKS
A	2' x 4' SURFACE MOUNT WRAPAROUND FLUORESCENT	120V	(4) F032/735	200VA	
B	CORRIDOR SURFACE MOUNT LIGHT	120V	(2) F032/735	100VA	
C	STUDY LIGHT	120V		100VA	
CF	CEILING FAN	120V		300VA	
E	VAPOR-TIGHT FLUORESCENT	120V	(2) F032/735	100VA	
F	CLOSET LIGHT	120V		100VA	
G	2' x 4' LAY-IN FLUORESCENT LIGHT	120V	(3) F032/735	120VA	
H	1' x 4' SURFACE MOUNT WRAPAROUND FLUORESCENT	120V	(2) F032/735	100VA	
J	EXTERIOR COMPACT FLUORESCENT FLOODLIGHT	120V		100VA	
L	EXTERIOR WALL SCONCE	120V		100VA	
L1	FRONT PORCH LIGHT	120V		100VA	FURNISHED BY OWNER
L2	FRONT PORCH WALL LIGHT	120V		100VA	FURNISHED BY OWNER
M	EXTERIOR EGRESS LIGHT	120V		50VA	
N	PULL CHAIN	120V		100VA	
O	CHANDELIER	120V		300VA	FURNISHED BY OWNER
T	RECESSED CAN LIGHT	120V	50PAR30/SPL/FL	50VA	
U	CEILING FAN	120V		300VA	
V	20 FT. POLE W/ FLOOD LIGHTS	120V			
W	VANITY LIGHT	120V	(2) F032/735	100VA	
X	EXIT LIGHT	120V		50VA	
Y	EMERGENCY LIGHT	120V		50VA	

LEGEND

- DUPLEX RECEPTACLE (20A)
- QUAD RECEPTACLE (20A)
- WP WEATHERPROOF RECEPTACLE
- GFI GROUND FAULT INTERUPTER RECEPTACLE
- TELEVISION OUTLET
- $ SINGLE POL TOGGLE SWITCH (20A)
- $3 3-WAY TOGGLE SWITCH (20A)
- $4 4-WAY TOGGLE SWITCH (20A)
- $D DIMMER SWITCH
- OCCUPANCY SENSOR
- 208V RECAPTACLE (20A UNLESS NOTED OTHERWISE)
- HD HAND DRYER

NOTES:

1. ALL WIRING TO BE #12 Cu UNLESS NOTED OTHERWISE.

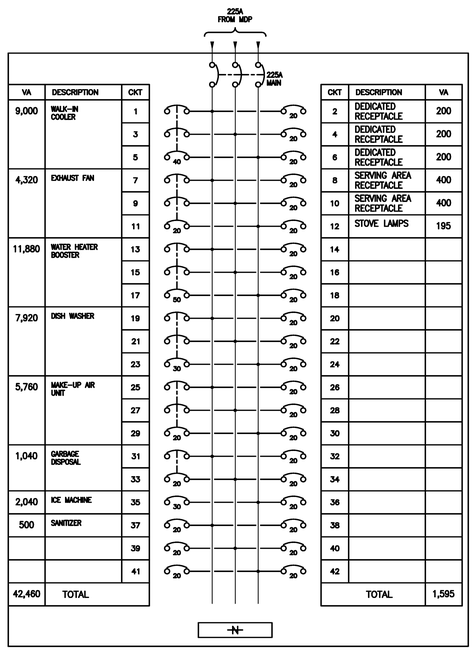

VA	DESCRIPTION	CKT	CKT	DESCRIPTION	VA
9,000	WALK-IN COOLER	1	2	DEDICATED RECEPTACLE	200
		3	4	DEDICATED RECEPTACLE	200
		5	6	DEDICATED RECEPTACLE	200
4,320	EXHAUST FAN	7	8	SERVING AREA RECEPTACLE	400
		9	10	SERVING AREA RECEPTACLE	400
		11	12	STOVE LAMPS	195
11,880	WATER HEATER BOOSTER	13	14		
		15	16		
		17	18		
7,920	DISH WASHER	19	20		
		21	22		
		23	24		
5,760	MAKE-UP AIR UNIT	25	26		
		27	28		
		29	30		
1,040	GARBAGE DISPOSAL	31	32		
		33	34		
2,040	ICE MACHINE	35	36		
500	SANITIZER	37	38		
		39	40		
		41	42		
42,460	TOTAL			TOTAL	1,595

KP
225A, 3ø4W, 120/208V
CONNECTED LOAD = 44 KVA (122 AMPS)

CHAUNCEY E. FINCH
ELECTRICAL
E-17184

KAPPA SIGMA HOUSE
1701 WHITE COLUMNS DRIVE
ROLLA, MO 65401

C.E. FINCH, P.C.
CONSULTING ENGINEERS
7321 South Lindbergh Blvd., Suite 210
St. Louis, MO 63125 (314) 845-2677

REVISIONS	BY
1 REVISED 1-LINE ADDED "KP" SCHEDULE	C.E.F.

DRAWN: J. NAGEL
SCALE: NONE
JOB #:
DATE: 5/11/10

ONE-LINE DIAGRAM, LEGEND AND FIXTURE SCHEDULE PANEL SCHEDULE "KP"

SHEET:
E-1

400A FROM MDP

VA	DESCRIPTION	CKT
1600	RECEPTACLES ROOM A-001	1
600	RECEPTACLES BASEMENT TOILETS	3
1600	RECEPTACLES ROOM A-005	5
1600	RECEPTACLES ROOM A-006	7
1400	RECEPTACLES ROOM A-103	9
1300	RECEPTACLES ROOM A-104	11
1700	RECEPTACLES ROOM A-115	13
1600	RECEPTACLES ROOM A-106	15
1000	MICRO/REFRIG ROOM A-106	17
1200	RECEPTACLES COORIDOR A-109	19
1300	RECEPTACLES ROOM A-114	21
1000	MICRO/REFRIG ROOM A-114	23
1600	RECEPTACLES ROOM A-118	25
1600	RECEPTACLES ROOM A-111	27
1600	RECEPTACLES ROOM A-112	29
5,000	DRYER LAUNDRY A-107	31
		33
5,000	DRYER LAUNDRY A-107	35
		37
1500	WASHER LAUNDRY A-107	39
1500	WASHER LAUNDRY A-107	41
33,700	TOTAL	

CKT	DESCRIPTION	VA
2	LAUNDRY ROOM A-107	1500
4	RECEPTACLES ROOM A-203	1600
6	RECEPTACLES ROOM A-204	1600
8	RECEPTACLES ROOM A-215	2000
10	RECEPTACLES ROOM A-206	1800
12	MICRO/REFRIG ROOM A-206	1000
14	RECEPTACLES COORIDOR A-209	600
16	RECEPTACLES ROOM A-214	1600
18	MICRO/REFRIG ROOM A-214	1000
20	MICRO/REFRIG ROOM A-218	1000
22	MICRO/REFRIG ROOM A-211	1600
24	MICRO/REFRIG ROOM A-212	1600
26		
28		
30	LIGHTING ROOM A-005/TOILETS	1400
32	LIGHTING ROOM A-001	840
34	LIGHTING ROOM A-001	1680
36	LIGHTING STAIRS/COORIDOR	1100
38	LIGHTING ROOMS A-103/A-104/A-105	1700
40	LIGHTING ROOM A-101	700
42	EMERGENCY/EXIT LIGHTING	800
	TOTAL	25,120

VA	DESCRIPTION	CKT
1700	LIGHTING ROOMS A-111/A-112/A-118	43
1900	LIGHTING ROOMS A-203/A-204/A-205	45
700	LIGHTING ROOM CORRIDOR A-209	47
1900	LIGHTING ROOMS A-211/A-212/A-218	49
		51
		53
		55
		57
		59
2000	WALL HEATER WH-1	61
		63
3000	PTHP ROOM A-103	65
		67
3000	PTHP ROOM A-104	69
		71
3000	PTHP ROOM A-115	73
		75
3000	PTHP ROOM A-118	77
		79
3000	PTHP ROOM A-111	81
		83
23,200	TOTAL	

CKT	DESCRIPTION	VA
44	HEAT PUMP GEO-1	12,000
46		
48	HEAT PUMP GEO-1 (AUX HEAT)	10,000
50		
52	HEAT PUMP GEO-1 (AUX HEAT)	10,000
54		
56	PTHP ROOM A-112	3000
58		
60	PTHP ROOM A-203	3000
62		
64	PTHP ROOM A-204	3000
66		
68	PTHP ROOM A-215	3000
70		
72	PTHP ROOM A-218	3000
74		
76	PTHP ROOM A-211	3000
78		
80	PTHP ROOM A-212	3000
82		
84		
	TOTAL	53,000

-N-

LP1
400A, 3ø4W, 120/208V
CONNECTED LOAD = 135 KVA (375 AMPS)

400A FROM MDP

VA	DESCRIPTION	CKT
1200	RECEPTACLES ROOM 121	1
1400	RECEPTACLES BATH 120	3
1900	RECEPTACLES BATH 122	5
2000	RECEPTACLES ROOM 119	7
1600	RECEPTACLES ROOM 118	9
1600	RECEPTACLES COORIDOR	11
2000	WALL HEATER WH-2	13
		15
		17
2000	RECEPTACLES FOYER	19
1800	RECEPTACLES ROOMS 101/102	21
1600	RECEPTACLES ROOM 103	23
1800	RECEPTACLES ROOMS 104/105	25
1400	RECEPTACLES ROOM 106	27
1500	RECEPTACLES LAUNDRY 107	29
5,000	DRYER LAUNDRY 107	31
		33
5,000	DRYER LAUNDRY 107	35
		37
5,000	DRYER LAUNDRY 107	39
		41
36,800	TOTAL	

CKT	DESCRIPTION	VA
2	WASHER LAUNDRY 107	1500
4	WASHER LAUNDRY 107	1500
6	WASHER LAUNDRY 107	1500
8	RECEPTACLES ROOM 109	1600
10	RECEPTACLES ROOM 110	1700
12	RECEPTACLES ROOM 111	1600
14	RECEPTACLES ROOM 112	1700
16	RECEPTACLES ROOM 113	1600
18	RECEPTACLES ROOM 114	1600
20	RECEPTACLES ROOM 115	1600
22	RECEPTACLES ROOM 116	1600
24	LIGHTING ROOMS 120/121/124	1300
26	LIGHTING COORIDOR	1400
28	LIGHTING LIBRARY/FOYER	1500
30	LIGHTING ROOMS 118/119	800
32	LIGHTING SHOWER ROOM	1700
34	LIGHTING ROOM 103/104/105/106	1800
36	LIGHTING ROOMS 107/109/110	1100
38	LIGHTING ROOMS 111/112/113	1200
40	LIGHTING ROOMS 114/115/116	1200
42	EMERGENCY/EXIT LIGHTING	800
	TOTAL	30,300

VA	DESCRIPTION	CKT
300	LIGHTING STAIRS	43
3000	PTHP ROOM 101	45
		47
3000	PTHP ROOM 102	49
		51
3000	PTHP ROOM 103	53
		55
3000	PTHP ROOM 104	57
		59
3000	PTHP ROOM 105	61
		63
3000	PTHP ROOM 106	65
		67
3000	PTHP ROOM 109	69
		71
3000	PTHP ROOM 110	73
		75
3000	PTHP ROOM 111	77
		79
3000	PTHP ROOM 112	81
		83
30,300	TOTAL	

CKT	DESCRIPTION	VA
44	PTHP ROOM 113	3000
46		
48	PTHP ROOM 114	3000
50		
52	PTHP ROOM 115	3000
54		
56	PTHP ROOM 116	3000
58		
60	PTHP ROOM 118	3000
62		
64	PTHP ROOM 119	3000
66		
68	PTHP ROOM 120	3000
70		
72	PTHP ROOM 121	3000
74		
76		
78		
80		
82		
84		
	TOTAL	24,000

-N-

LP2
400A, 3ø4W, 120/208V
CONNECTED LOAD = 121 KVA (337 AMPS)

400A FROM MDP

VA	DESCRIPTION	CKT
1600	RECEPTACLES ROOM 201	1
800	RECEPTACLES ROOM 202	3
1600	RECEPTACLES ROOM 203	5
1600	RECEPTACLES ROOM 204	7
800	RECEPTACLES ROOM 205	9
1600	RECEPTACLES ROOM 206	11
5,000	DRYER LAUNDRY 207	13
		15
5,000	DRY	17
		19
5,000		21
		23
1500		25
1500		27
1500		29
1500		31
1600		33
1800		35
1600		37
1800		39
1600		41
37,400	TOTAL	

CKT	DESCRIPTION	VA
2		
4	RECEPTACLES ROOM 215	
6	RECEPTACLES ROOM 216	
8	RECEPTACLES ROOM 217	
10	RECEPTACLES ROOM 218	)0
12	RECEPTACLES ROOM 219	800
14	RECEPTACLES ROOM 220	1600
16	RECEPTACLES ROOM 221	1600
18	RECEPTACLES COORIDOR	800
20	WALL HEATER WH-3	2000
22		
24	LIGHTING COORIDOR	1800
26	LIGHTING ROOM 201/202/203/204/205	1800
28	LIGHTING ROOMS 207/208/209/210	900
30	LIGHTING ROOMS 211/212/213	1200
32	LIGHTING ROOMS 214/215/216	1200
34	LIGHTING ROOMS 218 thru 213	1800
36	LIGHTING ROOMS 227/228	1200
38	LIGHTING SHOWER ROOM	1700
40		
42	EMERGENCY/EXIT LIGHTING	1000
	TOTAL	27,000

VA	DESCRIPTION	CKT
3000	PTHP ROOM 201	43
		45
3000	PTHP ROOM 202	47
		49
3000	PTHP ROOM 203	51
		53
3000	PTHP ROOM 204	55
		57
3000	PTHP ROOM 205	59
		61
3000	PTHP ROOM 206	63
		65
3000	PTHP ROOM 209	67
		69
3000	PTHP ROOM 210	71
		73
3000	PTHP ROOM 211	75
		77
3000	PTHP ROOM 212	79
		81
		83
30,000	TOTAL	

CKT	DESCRIPTION	VA
44	PTHP ROOM 213	3000
46		
48	PTHP ROOM 214	3000
50		
52	PTHP ROOM 215	3000
54		
56	PTHP ROOM 216	3000
58		
60	PTHP ROOM 218	3000
62		
64	PTHP ROOM 219	3000
66		
68	PTHP ROOM 220	3000
70		
72	PTHP ROOM 221	3000
74		
76		
78		
80		
82		
84		
	TOTAL	24,000

-N-

LP3
400A, 3ø4W, 120/208V
CONNECTED LOAD = 119 KVA (329 AMPS)

400A FROM MDP

VA	DESCRIPTION	CKT
400	PARKING LIGHTS (VIA TIME CLOCK)	1
600	PARKING LIGHTS (VIA TIME CLOCK)	3
600	PARKING LIGHTS (VIA TIME CLOCK)	5
1000	SIGN LIGHTS (VIA TIME CLOCK)	7
1100	EXTERIOR WALL SCONCE (VIA TIME CLOCK)	9
1400	EXTERIOR FLOOD LIGHTS (VIA TIME CLOCK)	11
600	RECEPTACLES AT PARKING LIGHTS	13
		15
1600	RECEPTACLES MECH. ROOM 127	17
		19
		21
		23
200	RECEPTACLES DINING ROOM	25
200	RECEPTACLES DINING ROOM	27
200	RECEPTACLES DINING ROOM	29
1800	RECEPTACLES DINING ROOM	31
1000	RECEPTACLES ROOM 124	33
1200	RECEPTACLES LIBRARY	35
2000	RECEPTACLES MECH. ROOM 225	37
1600	RECEPTACLES ROOM 223	39
800	RECEPTACLES ROOM 222	41
16,300	TOTAL	

CKT	DESCRIPTION	VA
2	RECEPTACLES COMPUTER ROOM 229	800
4	RECEPTACLES COMPUTER ROOM 229	600
6	RECEPTACLES COMPUTER ROOM 229	600
8	RECEPTACLES CONFERENCE ROOM 228	1800
10		
12		
14		
16		
18	LIGHTING CONFERENCE RROM 228	1600
20	LIGHTING KITCHEN	1500
22	LIGHTING DINING ROOM	1800
24	LIGHTING ROOMS 224/225	1200
26		
28		
30		
32		
34		
36		
38		
40		
42	EMERGENCY/EXIT LIGHTING	200
	TOTAL	10,100

VA	DESCRIPTION	CKT
12,000	HEAT PUMP GEO-2	43
		45
15,000	HEAT PUMP GEO-2 (AUX HEAT)	47
		49
		51
12,000	HEAT PUMP GEO-3	53
		55
5,000	PTHP ROOM 124	57
		59
3000	PTHP LIBRARY	61
		63
3000	PTHP LIBRARY	65
		67
5,000	PTHP MEETING ROOM 224	69
		71
3000	PTHP ROOM 222	73
		75
3000	PTHP ROOM 223	77
		79
3000	PTHP COMPUTER ROOM 227	81
		83
64,000	TOTAL	

CKT	DESCRIPTION	VA
44	PTHP CONFERENCE ROOM 228	3000
46		
48		
50		
52		
54		
56		
58		
60		
62		
64		
66		
68		
70		
72		
74		
76		
78		
80		
82		
84		
	TOTAL	3,000

-N-

LP4
400A, 3ø4W, 120/208V
CONNECTED LOAD = 94 KVA (261 AMPS)

CHAUNCEY E. FINCH
ELECTRICAL
E-17184

KAPPA SIGMA HOUSE
1701 WHITE COLUMNS DRIVE
ROLLA, MO 65401

C.E. FINCH, P.C.
CONSULTING ENGINEERS
7321 South Lindbergh Blvd., Suite 210
St. Louis, MO 63125 (314) 845-2677

REVISIONS	BY
1 REVISED "LP4"	C.E.F.

DRAWN: J. NAGEL
SCALE: NONE
JOB #:
DATE: 5/11/10

PANEL SCHEDULES
LP1, LP2, LP3
& LP4

SHEET:
E-2

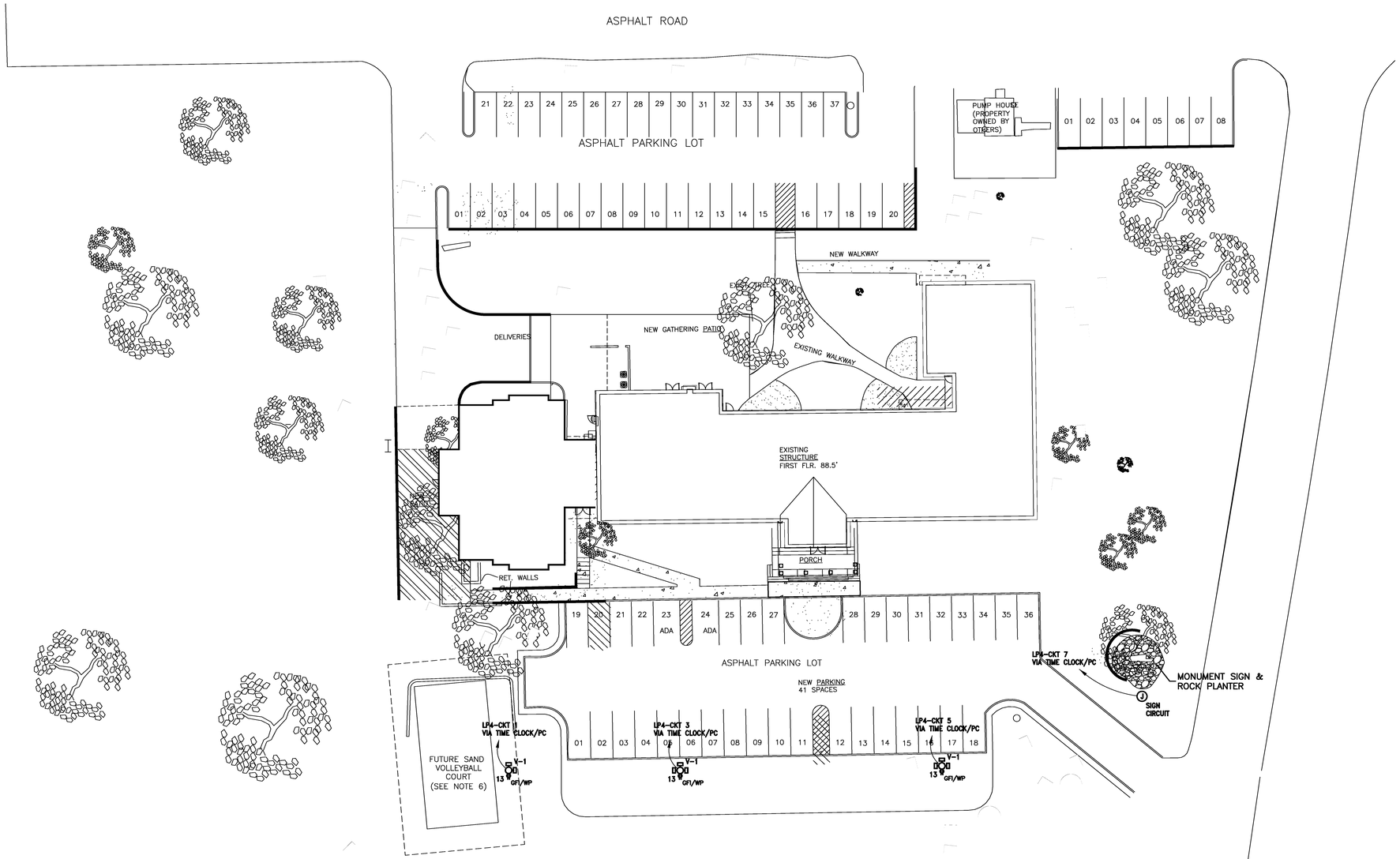

1"

SCALE CHECK

THE ABOVE BAR SHOULD MEASURE 1" IN LENGTH. IF BAR DOES NOT MEASURE 1" IN LENGTH DRAWING IS NOT PLOTTED TO SCALE.

CHAUNCEY E. FINCH
ELECTRICAL
E-17184

KAPPA SIGMA HOUSE
1701 WHITE COLUMNS DRIVE
ROLLA, MO 65401

C.E. FINCH, P.C.
CONSULTING ENGINEERS
7321 South Lindbergh Blvd., Suite 210
St. Louis, MO 63125 (314) 845-2677

REVISIONS	BY

DRAWN: J. NAGEL
SCALE: 1"=20'
JOB #:
DATE: 5/11/10

SITE PLAN

SHEET:
E-3

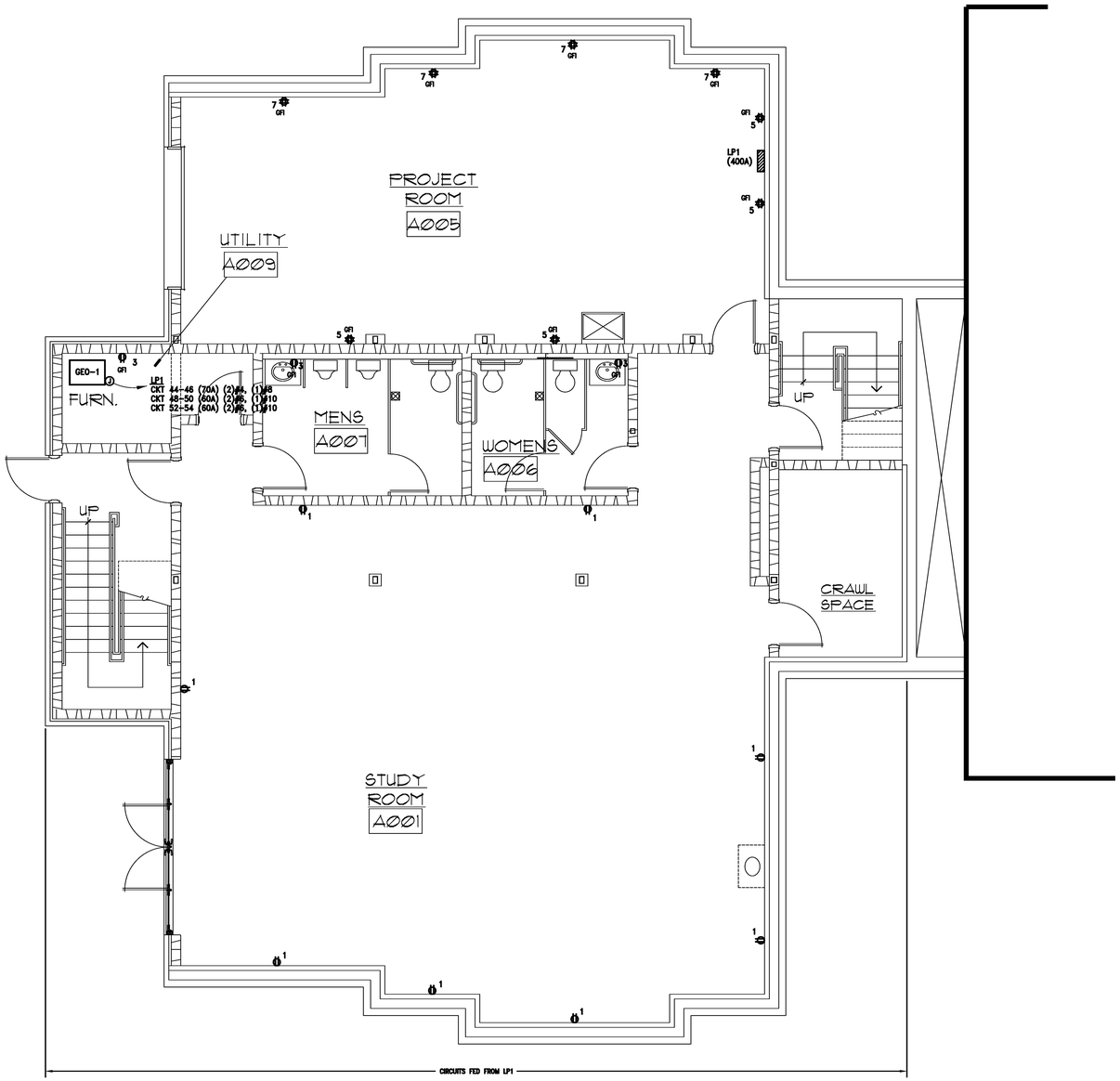

NORTH

BASEMENT PLAN - POWER

1"

SCALE CHECK

THE ABOVE BAR SHOULD MEASURE 1" IN LENGTH. IF BAR DOES NOT MEASURE 1" IN LENGTH DRAWING IS NOT PLOTTED TO SCALE.

CHAUNCEY E. FINCH
ELECTRICAL
E-17184

KAPPA SIGMA HOUSE
1701 WHITE COLUMNS DRIVE
ROLLA, MO 65401

C.E. FINCH, P.C.
CONSULTING ENGINEERS
7321 South Lindbergh Blvd., Suite 210
St. Louis, MO 63125 (314) 845-2877

REVISIONS	BY

DRAWN: J. NAGEL
SCALE: 1/4"=1'-0"
JOB #:
DATE: 5/11/10

BASEMENT LEVEL POWER

SHEET:

E-4

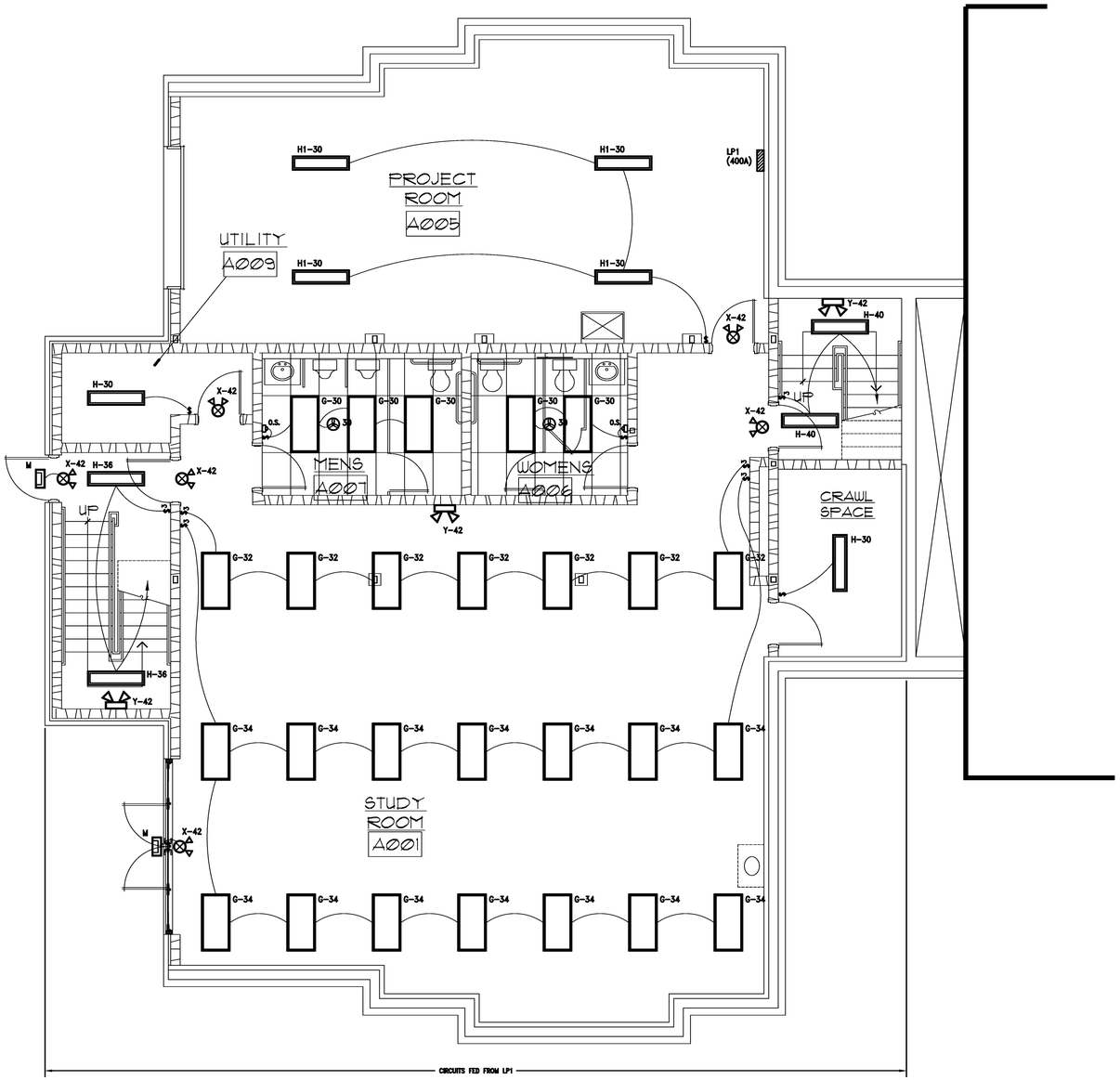

NORTH

BASEMENT PLAN - LIGHTING

1"

SCALE CHECK

THE ABOVE BAR SHOULD MEASURE 1" IN LENGTH. IF BAR DOES NOT MEASURE 1" IN LENGTH DRAWING IS NOT PLOTTED TO SCALE.

CHAUNCEY E. FINCH
ELECTRICAL
E-17184

KAPPA SIGMA HOUSE
1701 WHITE COLUMNS DRIVE
ROLLA, MO 65401

C.E. FINCH, P.C.
CONSULTING ENGINEERS
7321 South Lindbergh Blvd., Suite 210
St. Louis, MO 63125 (314) 845-2877

REVISIONS	BY

DRAWN: J. NAGEL
SCALE: 1/4"=1'-0"
JOB #:
DATE: 5/11/10

BASEMENT LEVEL LIGHTING

SHEET:
E-5

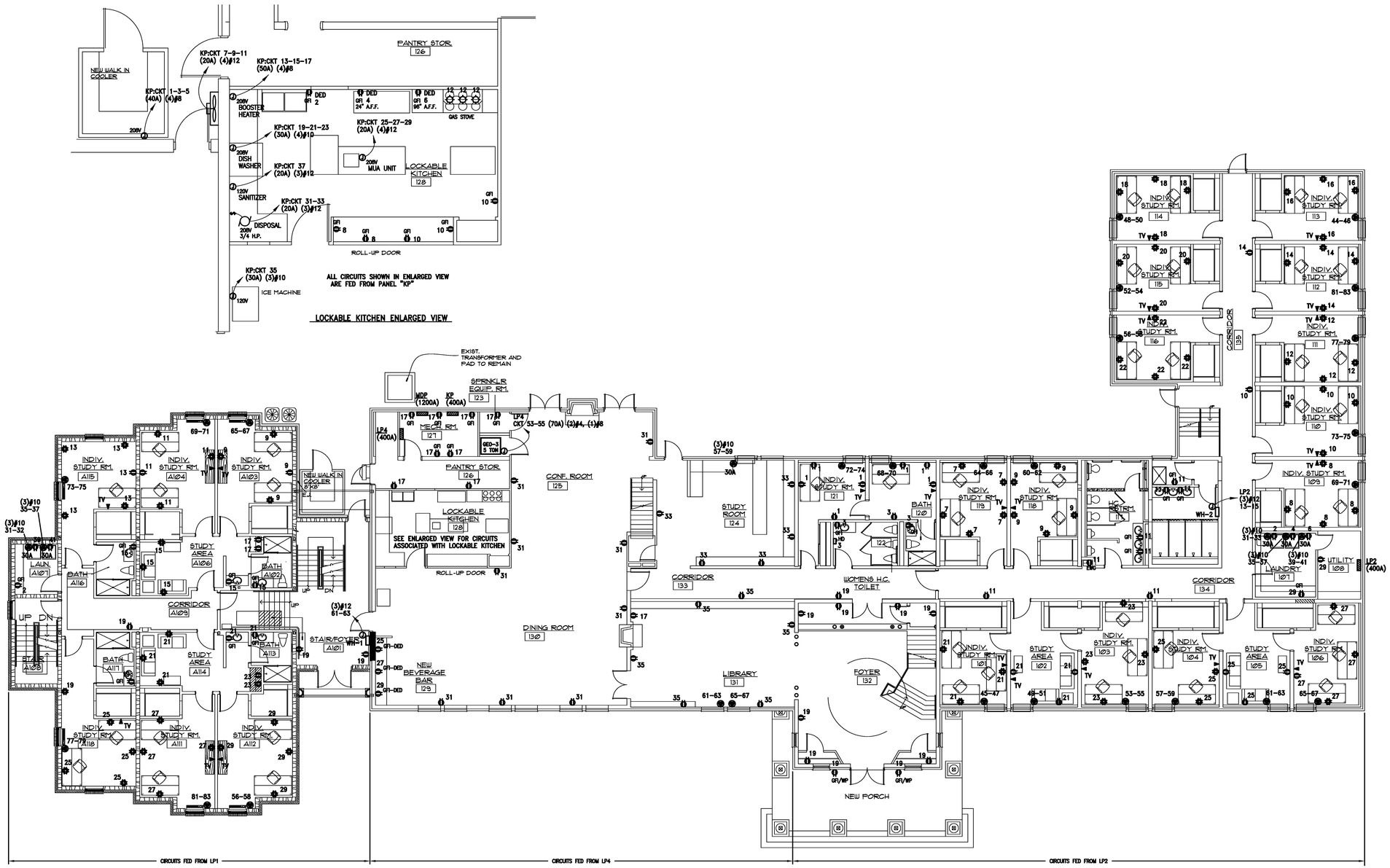

NORTH

FIRST FLOOR - POWER

1"

SCALE CHECK

THE ABOVE BAR SHOULD MEASURE 1" IN LENGTH. IF BAR DOES NOT MEASURE 1" IN LENGTH DRAWING IS NOT PLOTTED TO SCALE.

CHAUNCEY E. FINCH
ELECTRICAL
E-17184

KAPPA SIGMA HOUSE
1701 WHITE COLUMNS DRIVE
ROLLA, MO 65401

C.E. FINCH, P.C.
CONSULTING ENGINEERS
7321 South Lindbergh Blvd., Suite 210
St. Louis, MO 63125 (314) 845-2677

REVISIONS	BY
1 ADDED KITCHEN EQUIPMENT	C.E.F.

DRAWN: J. NAGEL
SCALE: 1/8"=1'-0"
JOB #:
DATE: 5/11/10

FIRST FLOOR POWER

SHEET:
E-6

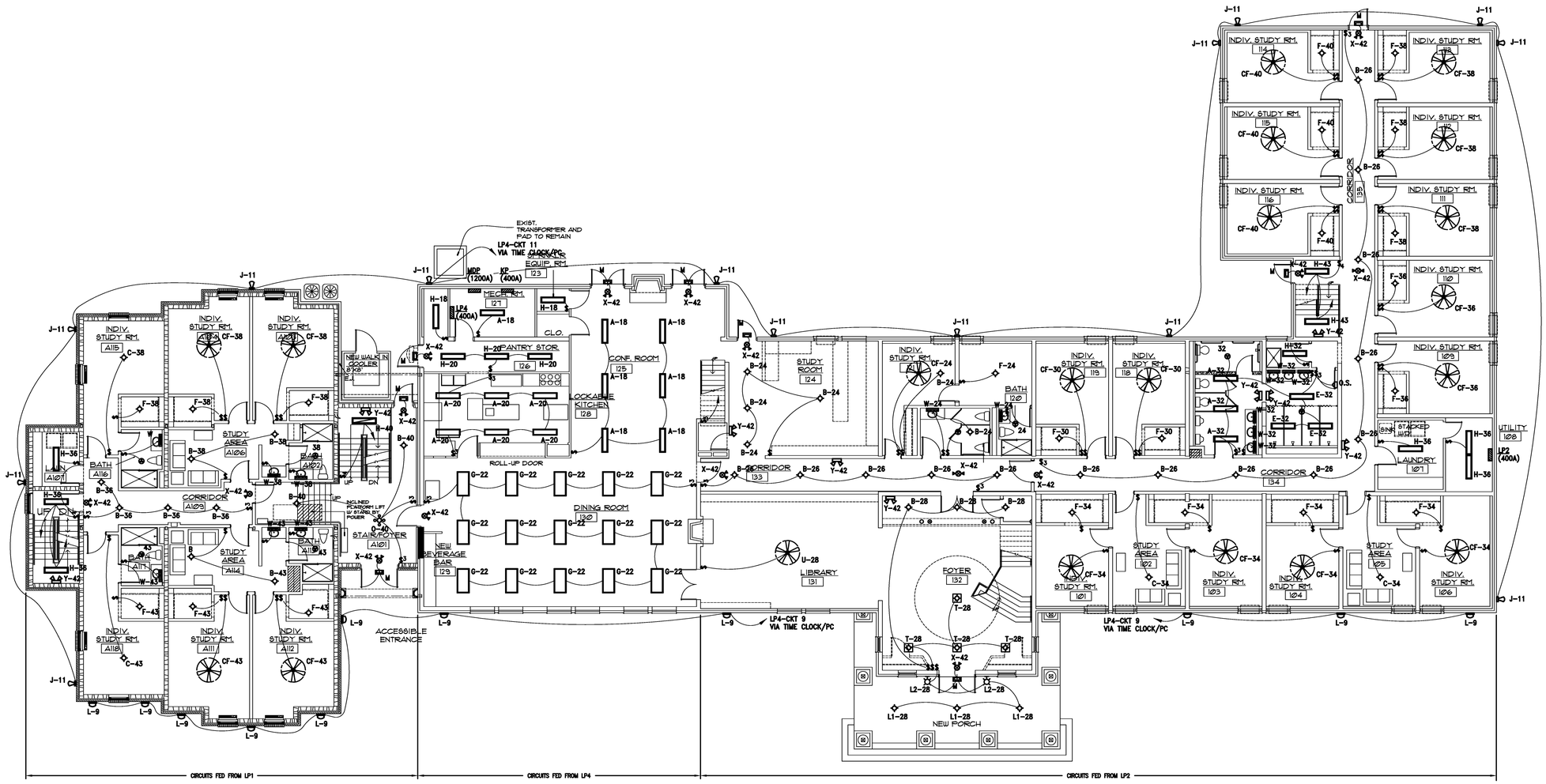

1"

SCALE CHECK

THE ABOVE BAR SHOULD MEASURE 1" IN LENGTH. IF BAR DOES NOT MEASURE 1" IN LENGTH DRAWING IS NOT PLOTTED TO SCALE.

CHAUNCEY E. FINCH
ELECTRICAL
E-17184

KAPPA SIGMA HOUSE
1701 WHITE COLUMNS DRIVE
ROLLA, MO 65401

C.E. FINCH, P.C.
CONSULTING ENGINEERS
7321 South Lindbergh Blvd., Suite 210
St. Louis, MO 63125 (314) 845-2677

REVISIONS	BY

DRAWN: J. NAGEL
SCALE: 1/8"=1'-0"
JOB #:
DATE: 5/11/10

FIRST FLOOR LIGHTING

SHEET:
E-7

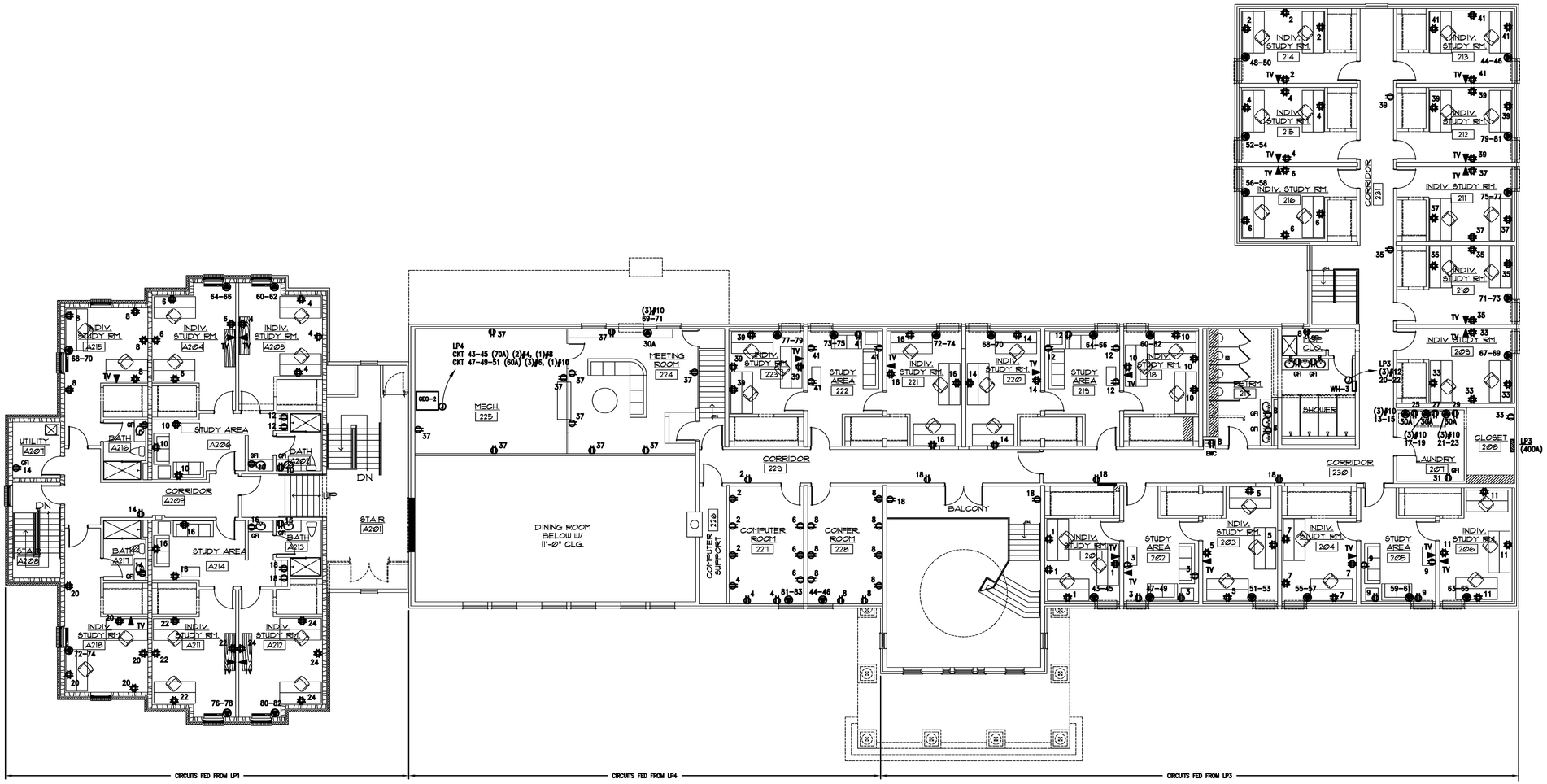

NORTH

SECOND FLOOR - POWER

1"

SCALE CHECK

THE ABOVE BAR SHOULD MEASURE 1" IN LENGTH. IF BAR DOES NOT MEASURE 1" IN LENGTH DRAWING IS NOT PLOTTED TO SCALE.

CHAUNCEY E. FINCH
ELECTRICAL
E-17164

KAPPA SIGMA HOUSE
1701 WHITE COLUMNS DRIVE
ROLLA, MO 65401

C.E. FINCH, P.C.
CONSULTING ENGINEERS
7321 South Lindbergh Blvd., Suite 210
St. Louis, MO 63125 (314) 845-2677

REVISIONS	BY

DRAWN: J. NAGEL
SCALE: 1/8"=1'-0"
JOB #:
DATE: 5/11/10

SECOND FLOOR POWER

SHEET:

E-8

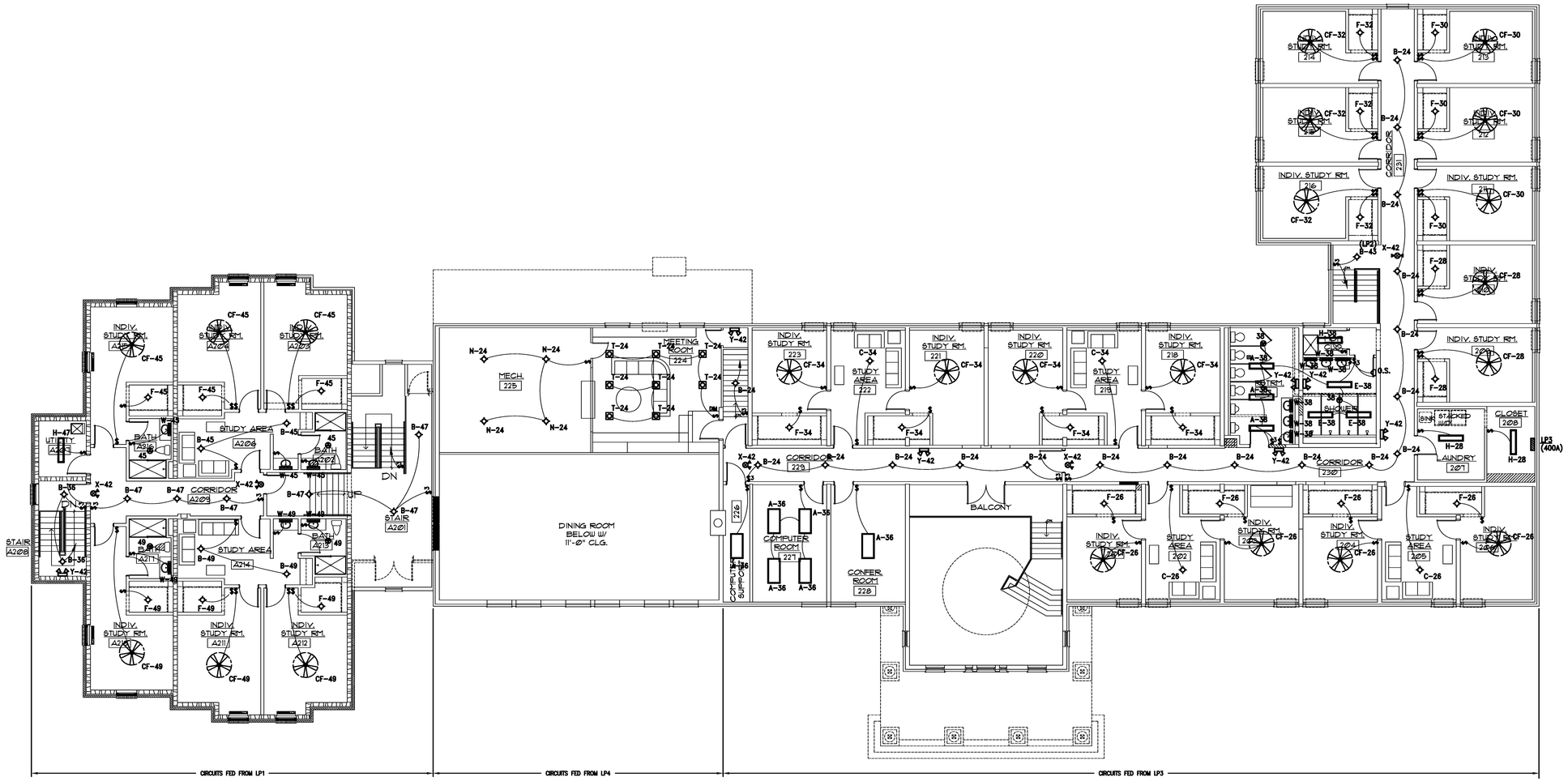

SECOND FLOOR - LIGHTING

1"

SCALE CHECK

THE ABOVE BAR SHOULD MEASURE 1" IN LENGTH. IF BAR DOES NOT MEASURE 1" IN LENGTH DRAWING IS NOT PLOTTED TO SCALE.

CHAUNCEY E. FINCH
ELECTRICAL
E-17184

KAPPA SIGMA HOUSE
1701 WHITE COLUMNS DRIVE
ROLLA, MO 65401

C.E. FINCH, P.C.
CONSULTING ENGINEERS
7321 South Lindbergh Blvd., Suite 210
St. Louis, MO 63125 (314) 845-2677

REVISIONS	BY

DRAWN: J. NAGEL
SCALE: 1/8"=1'-0"
JOB #:
DATE: 5/11/10

SECOND FLOOR LIGHTING

SHEET:
E-9

LEGEND

FACP	FIRE ALARM CONTROL PANEL
ANN	FIRE ALARM REMOTE ANNUNCIATOR PANEL
RPS	FIRE ALARM REMOTE NAC POWER SUPPLY
P	ADDRESSABLE MANUAL PULL STATION
MM	ADDRESSABLE MONITOR MODULE
CM	ADDRESSABLE CONTROL RELAY MODULE
H	ADDRESSABLE HEAT DETECTOR
S	ADDRESSABLE SMOKE DETECTOR
SS	ADDRESSABLE SMOKE DETECTOR WITH SOUNDER BASE
FS	SPRINKLER FLOW SWITCH (FBO)
TS	SPRINKLER VALVE TAMPER SWITCH (FBO)
H	HORN (ONLY), CEILING MOUNTED
V	STROBE (ONLY), CEILING MOUNTED
AV	COMBINATION HORN/STROBE, CEILING MOUNTED
AV	COMBINATION HORN/STROBE, WALL MOUNTED
WP	WEATHERPROOF DEVICE

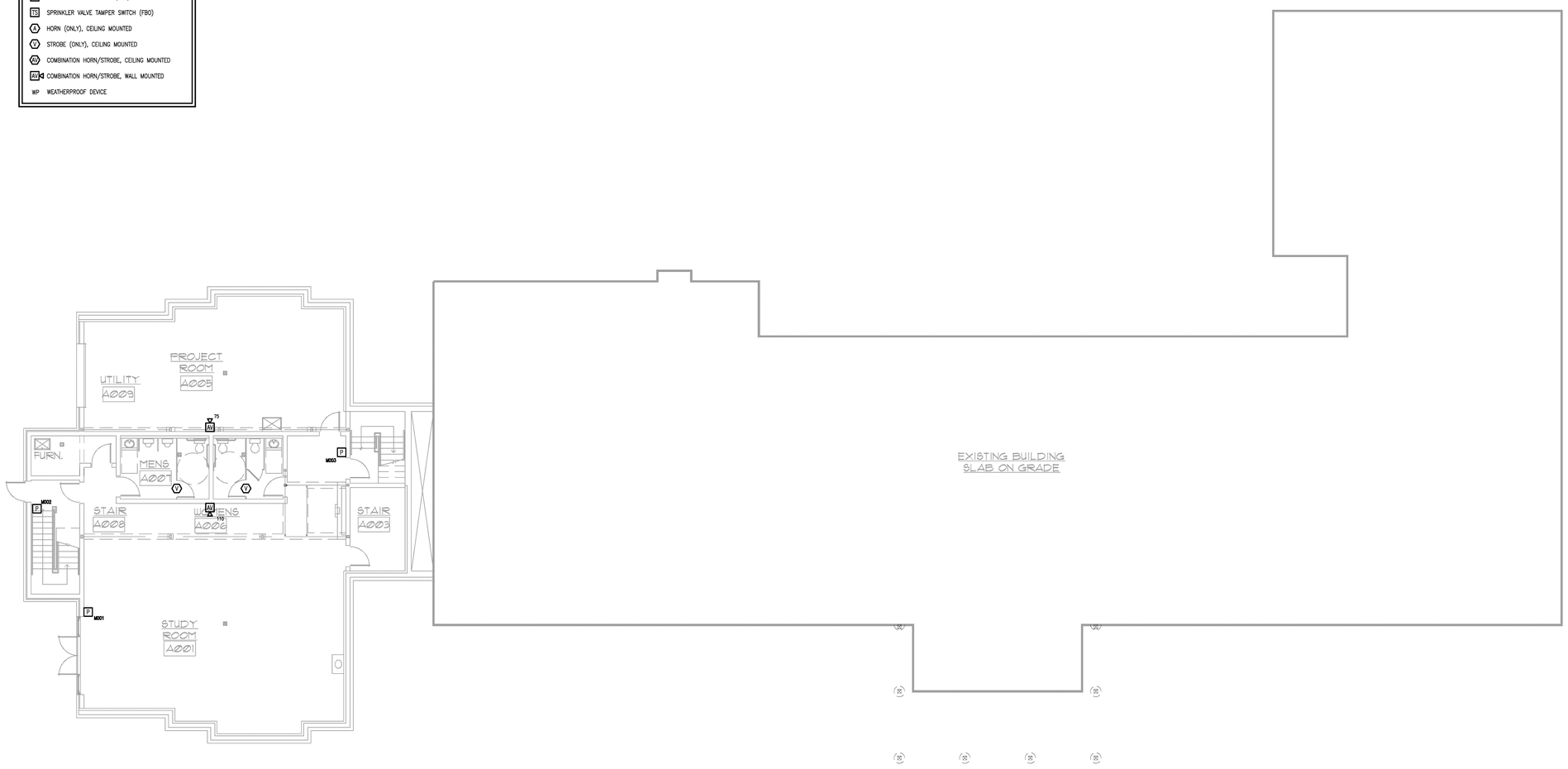

1 FA1 **FIRE ALARM PLAN**
SCALE: 1/8"=1' 0"
BASEMENT

FREDDIE L. MALICOAT - ENGINEER
MO# E-16897
06-09-10

MALICOAT - WINSLOW ENGINEERS, P.C.
FREDDIE MALICOAT, P.E.
5649 N. CLEARVIEW ROAD
COLUMBIA, MISSOURI 65202
TEL 573-875-1300
FAX 573-875-1305

Midwest electronic systems, inc.
1713 REDBIRD CT.
BRENTWOOD, MISSOURI 63144
TEL: 314-569-2814
FAX: 314-918-0006

Yates ELECTRIC
3969 WEST OUTER ROAD
ARNOLD, MO 63010
TEL (636) 464-3939

BETA CHI / KAPPA SIGMA
1701 WHITE COLUMNS RD.
ROLLA, MO 65401

CONTRACTOR SHALL CHECK & VERIFY ALL DIMENSIONS & CONDITIONS AT JOB SITE.

DATE : 06-09-10

REVISIONS :

TITLE : FIRE ALARM PLAN

SHEET : FA1 OF FA3

PROJECT : 10100

LEGEND

FACP	FIRE ALARM CONTROL PANEL
ANN	FIRE ALARM REMOTE ANNUNCIATOR PANEL
RPS	FIRE ALARM REMOTE NAC POWER SUPPLY
P	ADDRESSABLE MANUAL PULL STATION
MM	ADDRESSABLE MONITOR MODULE
CM	ADDRESSABLE CONTROL RELAY MODULE
H	ADDRESSABLE HEAT DETECTOR
S	ADDRESSABLE SMOKE DETECTOR
S	ADDRESSABLE SMOKE DETECTOR WITH SOUNDER BASE
FS	SPRINKLER FLOW SWITCH (FBO)
TS	SPRINKLER VALVE TAMPER SWITCH (FBO)
H	HORN (ONLY), CEILING MOUNTED
V	STROBE (ONLY), CEILING MOUNTED
AV	COMBINATION HORN/STROBE, CEILING MOUNTED
AV	COMBINATION HORN/STROBE, WALL MOUNTED
WP	WEATHERPROOF DEVICE

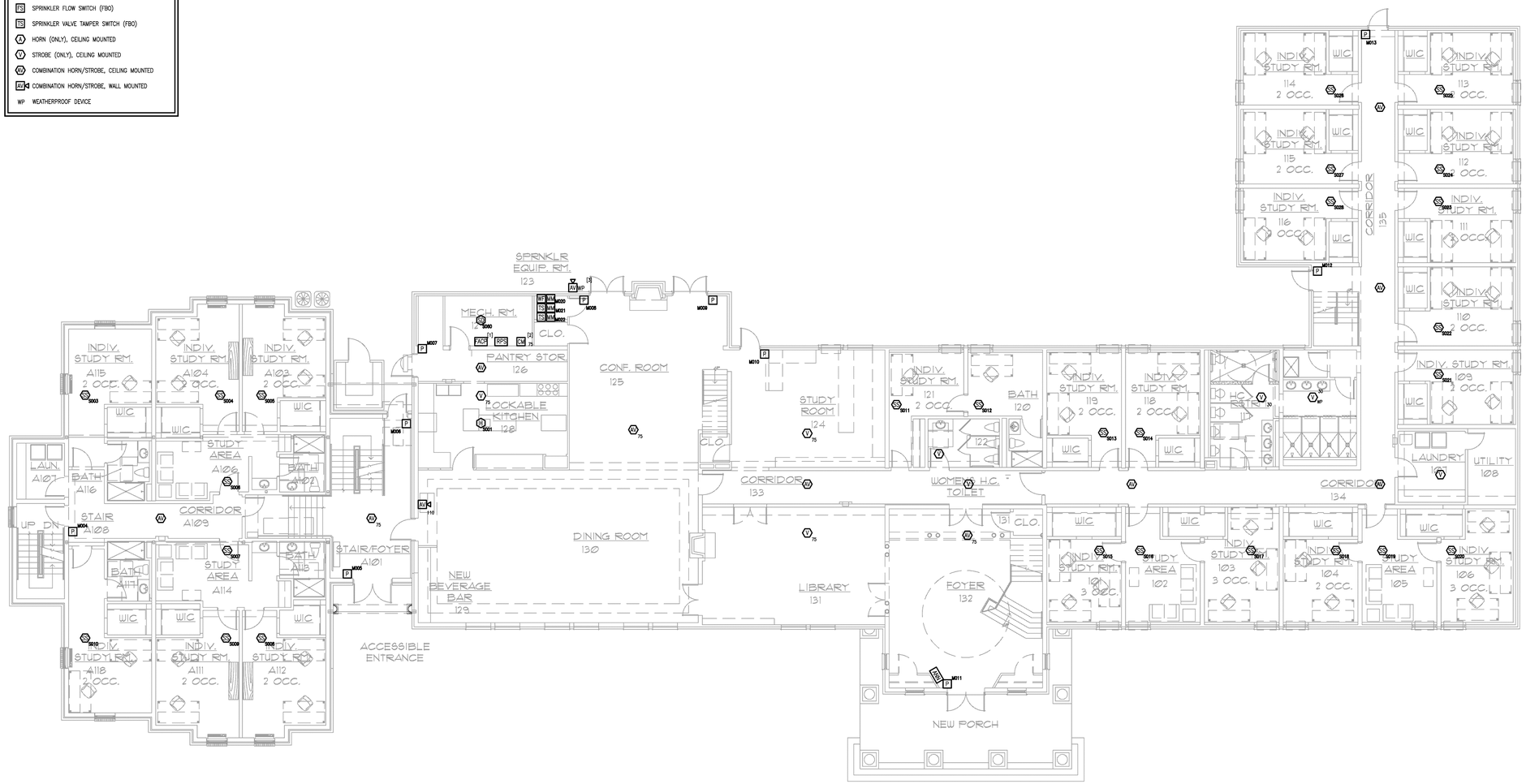

1 FA2 **FIRE ALARM PLAN**

SCALE: 1/8"=1' 0" FIRST

FREDDIE L. MALICOAT - ENGINEER
MO# E-16897



MALICOAT - WINSLOW ENGINEERS, P.C.
FREDDIE MALICOAT, P.E.
5649 N. CLEARVIEW ROAD
COLUMBIA, MISSOURI 65202
TEL 573-875-1300
FAX 573-875-1305

Midwest electronic systems, inc.
1713 REDBIRD CT.
BRENTWOOD, MISSOURI 63144
TEL: 314-569-2814
FAX: 314-918-0006

Yates ELECTRIC
3969 WEST OUTER ROAD
ARNOLD, MO 63010
TEL (636) 464-3939

BETA CHI / KAPPA SIGMA

1701 WHITE COLUMNS RD.
ROLLA, MO 65401

CONTRACTOR SHALL CHECK & VERIFY ALL DIMENSIONS & CONDITIONS AT JOB SITE.

DATE : 06-09-10

REVISIONS :

TITLE : FIRE ALARM PLAN

SHEET : FA2 OF FA3

PROJECT : 10100

LEGEND

FACP	FIRE ALARM CONTROL PANEL
ANN	FIRE ALARM REMOTE ANNUNCIATOR PANEL
RPS	FIRE ALARM REMOTE NAC POWER SUPPLY
P	ADDRESSABLE MANUAL PULL STATION
MM	ADDRESSABLE MONITOR MODULE
CM	ADDRESSABLE CONTROL RELAY MODULE
H	ADDRESSABLE HEAT DETECTOR
S	ADDRESSABLE SMOKE DETECTOR
S	ADDRESSABLE SMOKE DETECTOR WITH SOUNDER BASE
FS	SPRINKLER FLOW SWITCH (FBO)
TS	SPRINKLER VALVE TAMPER SWITCH (FBO)
A	HORN (ONLY), CEILING MOUNTED
V	STROBE (ONLY), CEILING MOUNTED
AV	COMBINATION HORN/STROBE, CEILING MOUNTED
AV	COMBINATION HORN/STROBE, WALL MOUNTED
WP	WEATHERPROOF DEVICE

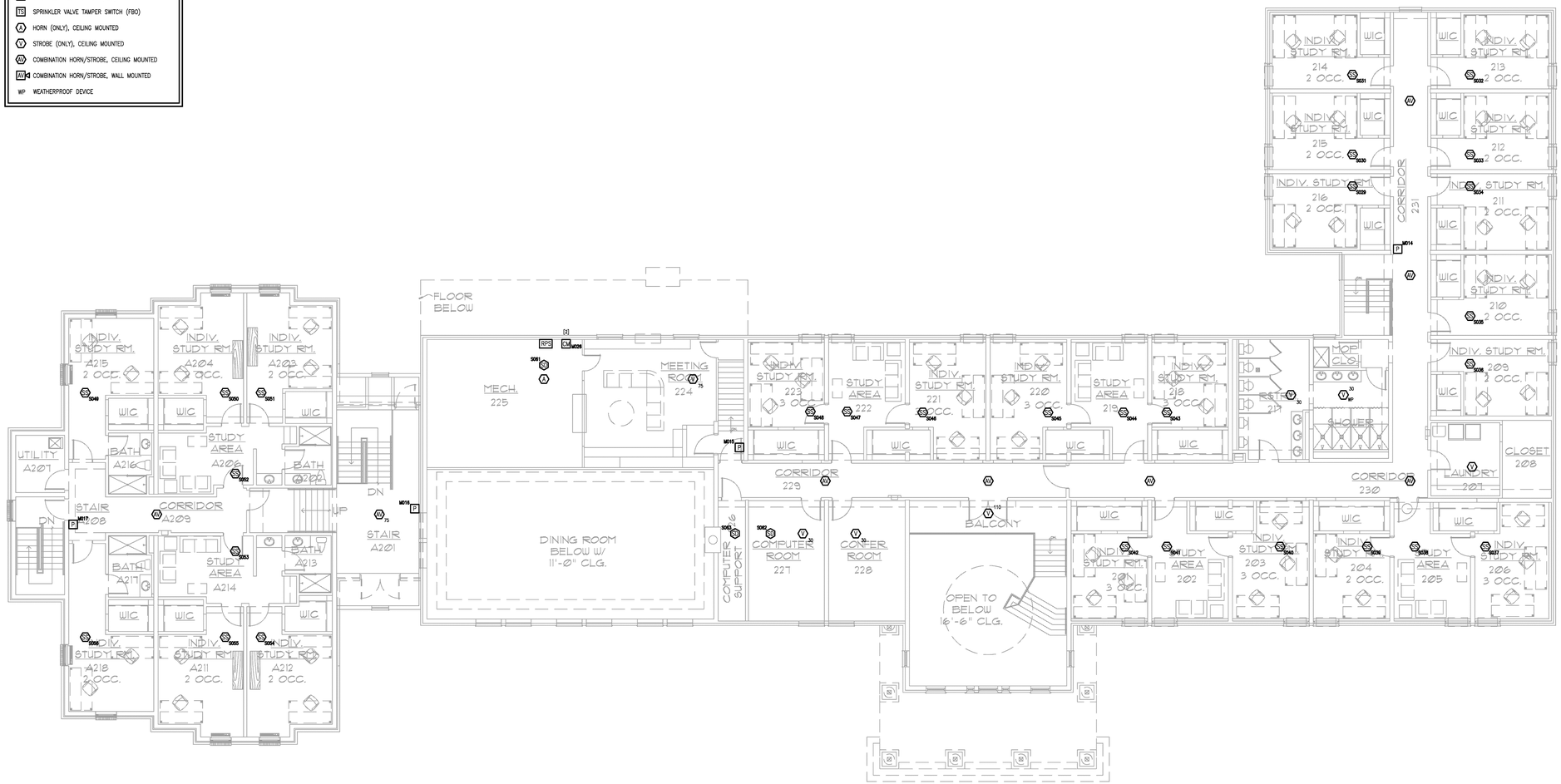

1 / FA3 **FIRE ALARM PLAN**

SCALE: 1/8"=1' 0" SECOND

FREDDIE L. MALICOAT - ENGINEER
MO# E-16897

06-09-10

MALICOAT - WINSLOW ENGINEERS, P.C.
FREDDIE MALICOAT, P.E.
5649 N. CLEARVIEW ROAD
COLUMBIA, MISSOURI 65202
TEL 573-875-1300
FAX 573-875-1305

Midwest electronic systems, inc.
1713 REDBIRD CT.
BRENTWOOD, MISSOURI 63144
TEL: 314-569-2814
FAX: 314-918-0006

Yates ELECTRIC
3969 WEST OUTER ROAD
ARNOLD, MO 63010
TEL (636) 464-3939

BETA CHI / KAPPA SIGMA

1701 WHITE COLUMNS RD.
ROLLA, MO 65401

CONTRACTOR SHALL CHECK & VERIFY ALL DIMENSIONS & CONDITIONS AT JOB SITE.

DATE : 06-09-10

REVISIONS :

TITLE : FIRE ALARM PLAN

SHEET : FA3 OF FA3

PROJECT : 10100